

Fact Sheet:

Children, Families and Early Childhood Education in Hawaii

July 2011

Hawaii Demographics¹

Population of children, 0-5	88,987
Population of children, 3-4	33,932
Population of children 4-years old	16,758
Percent who are low-income (based upon free/reduced lunch)	47.2%

- From 2005 through 2008, Hawaii births have continued to trend upwards each year, falling for the first time in 2009. Changes in birth trends first affect the early childhood system.

- 59% of entering kindergarten students in 2010 attended some type of preschool.²

Early Childhood Education Capacity and Enrollment³

Number of licensed preschools	416
Number of licensed infant/toddler centers	71
Number of licensed family child care homes	516
Number of licensed group homes	10
Number of children under five per every licensed child care spot	3.8

	Licensed Capacity	Enrollment	% of Desired Capacity
Preschool	32,934	27,147	82.4%
Infant/Toddler	1,737	1,346	92.6%
Family Child Care Homes	2,877	2,018	77.5%
Group Homes	124	117	94.39%

*Note: These figures do not include the military child care system.

**Licensed group homes can provide care for up to 12 children.

- Programs electing to undergo accreditation must reduce their child/staff ratios. This means that programs may be licensed to serve additional children, but elect to keep their enrollment at reduced levels.

Center Based Workforce: Degrees⁴

Hawaii Careers with Young Children (HCYC) Registry data, as of March 2010, on practitioners qualified as teachers at licensed group child care (ages 2-5) centers (n=1,759):

Child Development Associate's only (CDA)	11% of teachers
Associate's in Early Childhood Education, related major, or other with CDA	26% of teachers
Bachelor's in ECE, related major, or other with CDA	30% of teachers
Master's in ECE or related major	8% of teachers
Bachelor's/Master's in another field	13% of teachers
Others	12% of teachers

¹ U.S. Census Bureau, Resident Population Estimates for the State of Hawaii by Single Year of Age & Sex, July 1, 2010; Hawaii DOE Free/reduced lunch fall 2009.

² Hawaii DOE HSSRA Fall 2011.

³ PATCH data as of June 2011.

⁴ DHS and PATCH Registry data March 2011, analysis by Kathie Reinhardt

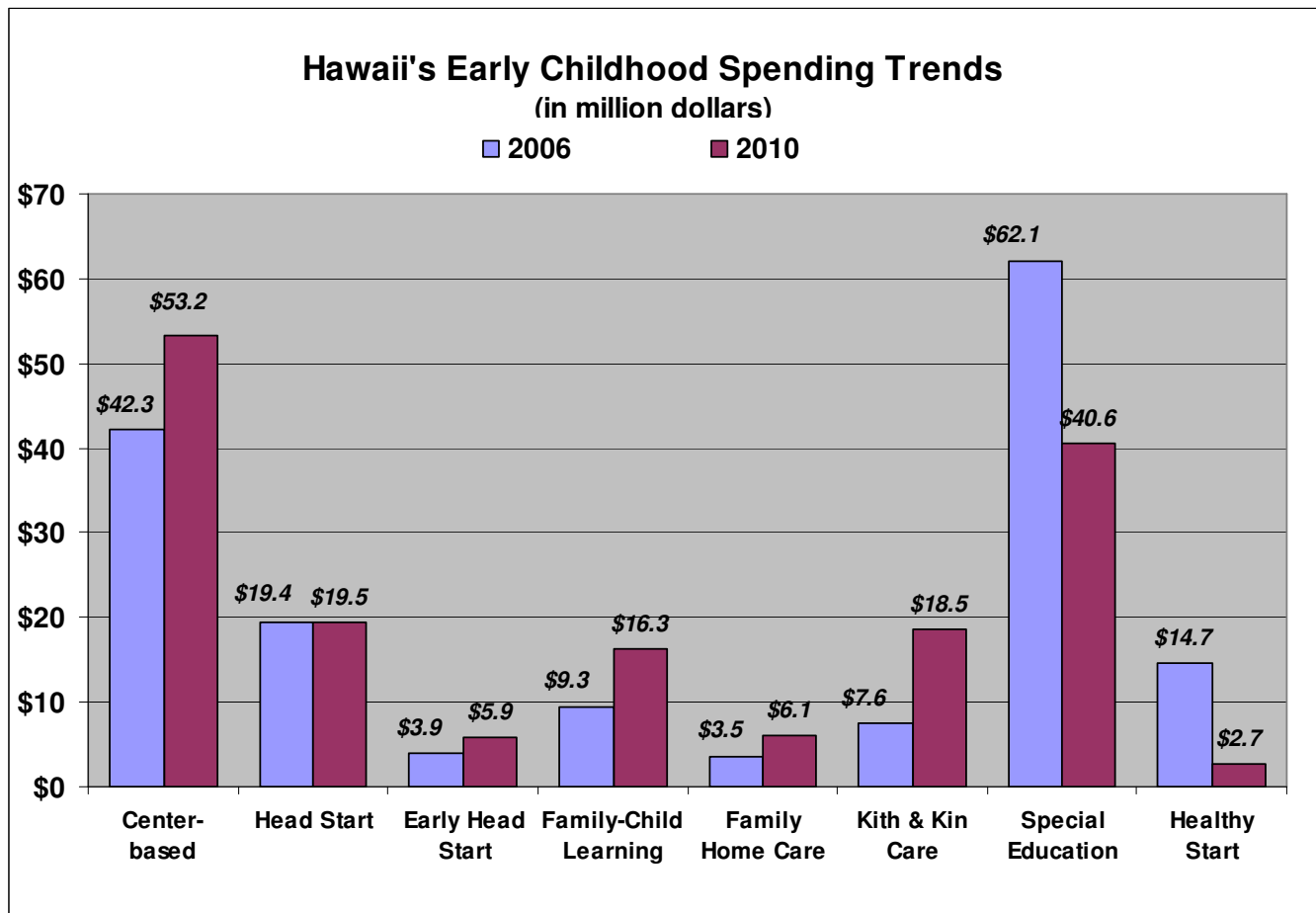
Early Childhood Education Quality-Accreditation

- Accreditation is the best available indicator of a high quality program.
- Of the 416 preschools statewide, the following are the accreditation information:

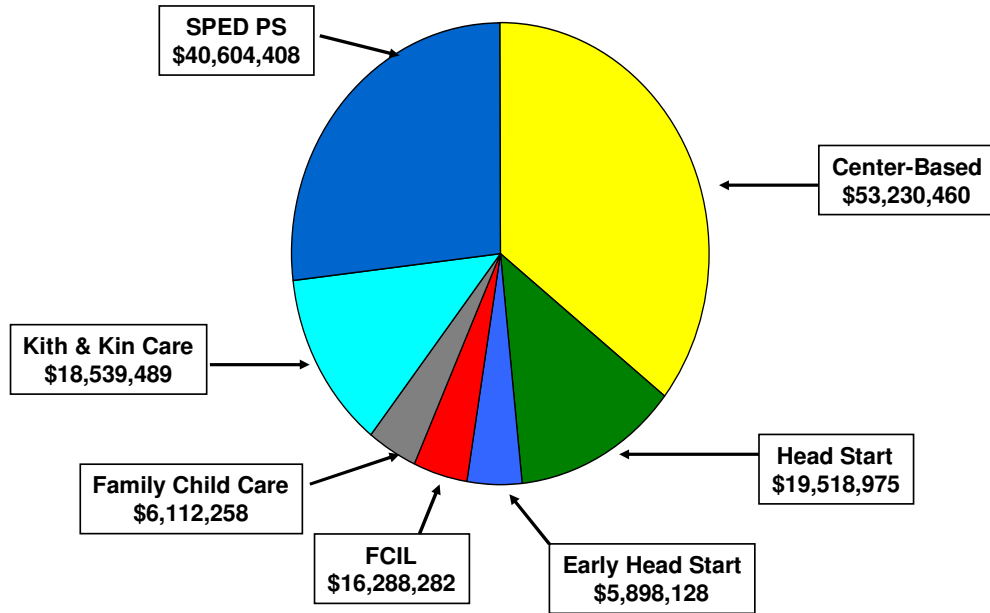
Accreditation	Military	KS	Childcare Business Coalition	UH System	Other	Total
NAEYC	23	19	16	4	18	80
NECPA	2	0	23	0	12	37
AMS or WASC	0	0	0	0	33	33
						150

Paying for Early Childhood Education⁶

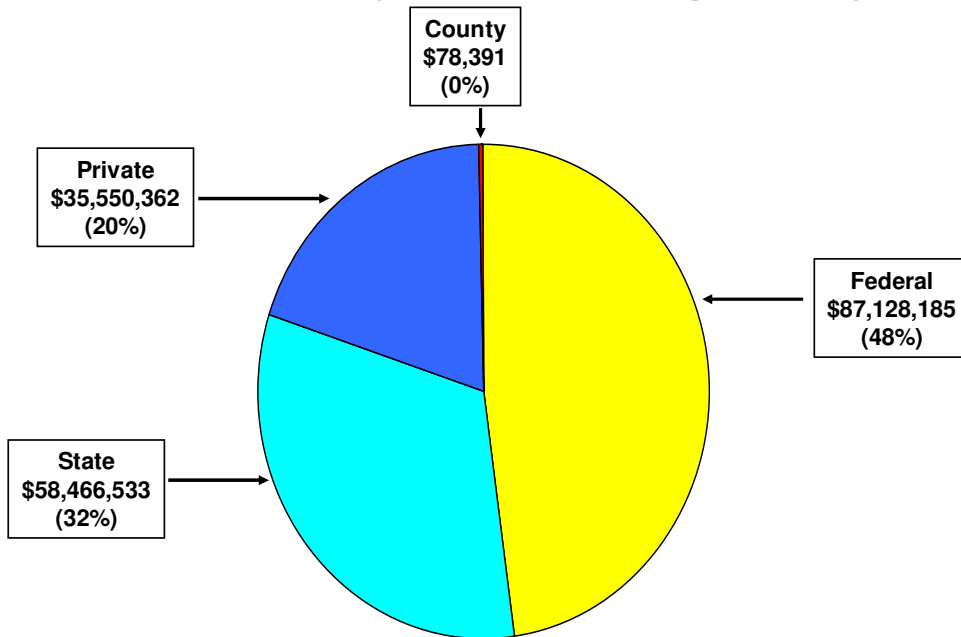
Average annual tuition of an infant in a center (age 0 to 2 yrs)	\$11,352
Average annual tuition of a preschool program (ages 2 through 5)	\$7,672



Hawaii's Early Childhood Spending 2010



Hawaii's Early Childhood Spending 2010



Average Pay of Preschool and Kindergarten Teachers: The following chart shows the average annual pay of both teachers in Hawaii as of May 2010 according to the May 2010 State Occupational Employment and Wage Estimates from the Bureau of Labor Statistics.



Average Pay

